Breed'n Betsy Bovine & Equine Operation Manual

www.breednbetsy.com.au

Brad Pickford
Phone: +614 2895 4337

Index

Breed'n Betsy Bovine – Reproductive Tracts, Pregnancies, Cervixes & Ovaries 1

Breed'n Betsy – Product accessories 2-3

Breed'n Betsy Water Rectum setup – External view setup (Bovine & Equine) 4

Breed'n Betsy Water Rectum 5

Breed'n Betsy Water Rectum setup – Interchange all products while assembled 6

Water Rectum Breeding Valve Setup 7

Breed'n Betsy Sphincter (Auns) Ring Set Up 8

Water Rectum Breeding Cervix's & Set Up 9

Breed'n Betsy Water Rectum Internal Organ setup 10

Breed'n Betsy/Bovine Operating setup & usage 11-12

Breed'n Bonny – Pregnancy & Ovary Accessories 13

Breed'n Bonny Artificial Cervix 14

Breed'n Betsy/Bonny (Stainless Steel) Frame setup & usage continued 15-16

Breed'n Besty/Bonny Portable Frame setup 17-20

Breed'n Betsy Frame setup overview 21-22

Breed'n Betsy Bovine pelivc wall setup 23

Breed'n Bonny Equine Artificial Breeding setup 24

Breed'n Bonny Equine Artificial Breeding setup 25

Breed'n Betsy Bovine

Reproductive Tracts, Pregnancies, Cervixes & Ovaries

www.breednbetsy.com.au



Six week pregnancy with inserted fluid & membrane attached



Seven week pregnancy

Eight week pregnancy

Nine/Ten week pregnancy



Placenta with placentomes

Placenta with placentomes and uterine arteries attached

If the students can see, feel, manipulate, palpate and retract the different stages of pregnancies, ovaries, open reproductive tracts and cervixes, they will have a better understanding of these processes when working with live animals.

Small reproductive tract (heifer)



Medium reproductive tract with broad ligaments & ovary attachments



Large reproductive tract with broad ligaments & ovary attachments

Ovaries – non cycle, follicle, corpus lutium & follicular cyst

Complete cervix with cervical fold

Starter cervix with textured end

Breed'n Betsy
Product accessories

Small reproductive tract (heifer)

Medium reproductive tract with broad ligaments & ovary attachments

Large reproductive tract with broad ligaments & ovary attachments



Ovaries – non cycle, follicle, corpus lutium & follicular cyst

Six week pregnancy with inserted fluid & membrane attached

Seven week pregnancy

Eight week pregnancy

Nine/ten week pregnancy

Placenta with placentomnes

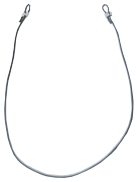

Puny uterine artery

Five month uterine artery

Six month uterine artery

Seven month uterine artery

Eight month uterine artery

Latex breeding tract

Rectal wall (used for real & artificial organs)

Vaginal fold flick reproductive tract

Complete cervix with cervical fold

Starter cervix with textured end

Breed'n Betsy

Product accessories

External latex attachment for silicon products



Advanced starter cervix

Advanced complete cervic

Seven week foetus

Flushing uterus

Water rectum accessories

Water rectum attachment for silicon products

Water rectum latex broad ligaments

Water rectum palpation latex liner

Breed'n Betsy Water Rectum setup
Bovine & Equine

External view setup ~ Bovine

External view setup ~ Equine



Water Rectum

The water rectum box is one of the most exciting features of the simulation packages. It provides a unique level of realism for the student – the water creates pressure on the arm and floats the organs real or artificial.

The environment created allows for a higher level of diagnostic training. Trainers are able to see exactly what each student is doing when working through specific training techniques like ovary palpation, cervix location and pregnancy diagnosis.

The use of real organs is also facilitated when used in conjunction with the liner for dye-checking to ensure correct placement for artificial breeding and embryo transplanting.

Palpation & retraction of bovine organs

Palpation & retraction of equine organs

Ultra-sounding real organs





Bovine internal organs



Equine internal organs

Breed'n Betsy Water Rectum setup
Bovine & Equine

Interchange all products while assembled



Attach all clips before clamping down the hooks when fastening the aluminium and acrylic side together.












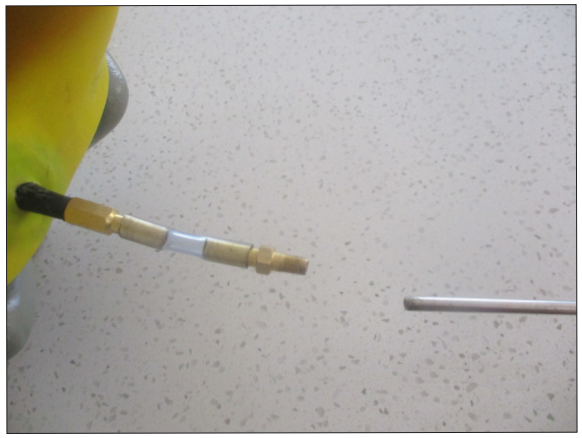





WATER RECTUM BREEDING VALVE SET UP

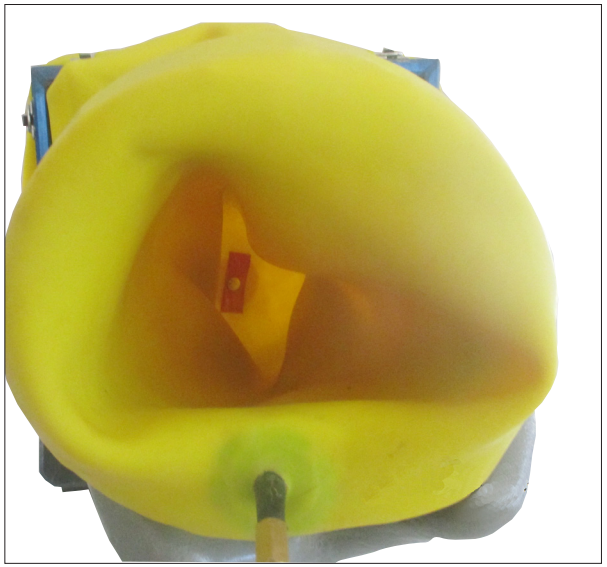

SPHINCTER (ANUS) RING SET UP



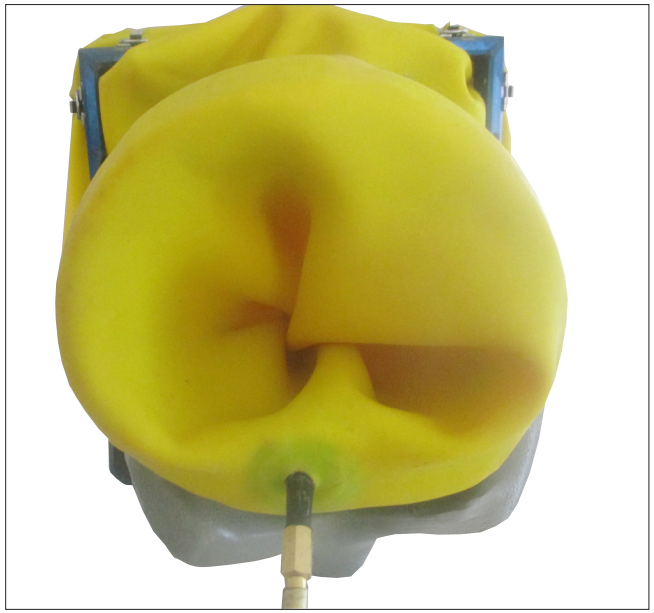




WATER RECTUM BREEDING CERVIX'S & SET UP



Breed'n Betsy Water Rectum
Internal Organ setup

Organ Attachment

Small Open Tract

Medium Open Tract



Large Open Tract

6 week Pregnancy

7 week Pregnancy

8 week Pregnancy

9/10 week Pregnancy

Placenta with Placenomnes

Uterine Artery setup

Breed'n Betsy/Bovine Operating setup

Setup & usage

1. Set up the frame

2. Place in pelvic wall
3. Attach pelvic rods



4. Assemble pelvis

Attaching organs to pelvic wall

Using rectal wall



Attaching broad ligaments to the pelvis for medium & large open reproductive tract

















Frame setup & usage continued..







Attaching uterine arteries





Using real organs

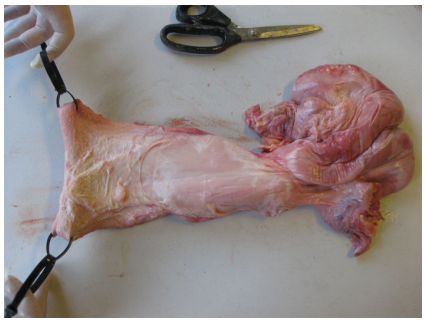
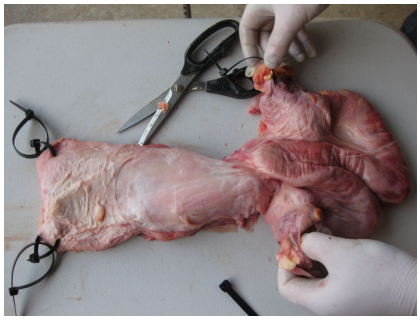
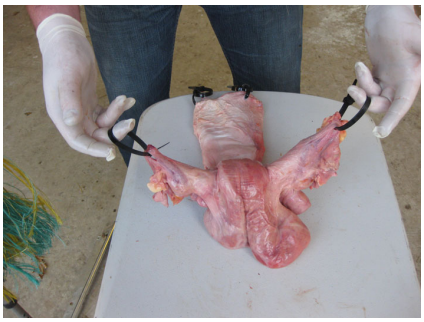

Use cable ties to attach organ

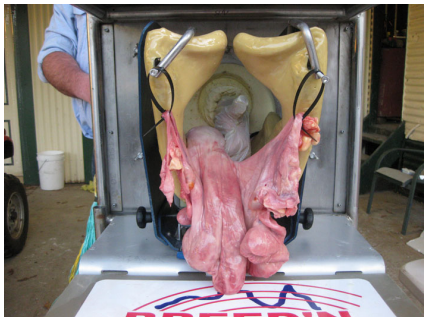

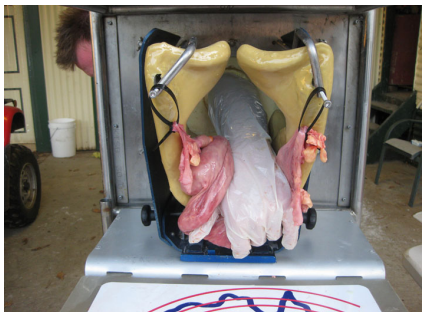

Indirect & direct retraction

Ovary palpation

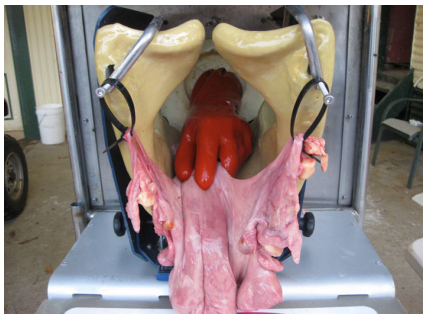

Breeding tracts

Breed'n Bonny

Pregnancy & Ovary Accessories

Non Pregnant Reproductive tract

16 Day Pregnancy with 2 vessicles


28 day Pregnancy


35 Day Pregnancy

42 Day Pregnancy


49 Day Pregnancy

56 Day Pregnancy

Interchangeable ovaries with follicles

Bonny is a realistic, year round training device for students to aquire skills in palpation and retraction in the equine reproductive cycle.

Training veterinary students at Charles Sturt University

Using real ovaries

Training veterinary students at Charles Sturt University

Training veterinary students at Charles Sturt University

BREED'N BONNY

www.breednbetsy.com.au

Breed'n Bonny
Artificial Cervix

Soft life like cervix with relistic internal and external textures

Cervix attached to vaginal and pelvic walls (top view)

Inseminating the cervix from Bonny's back end

Training veterinary students at Charles Sturt University

Continuous use, realistic equine cervix used for artificial breeding and swab training.

Training veterinary students at Charles Sturt University

Training veterinary students at Charles Sturt University

Training veterinary students at Charles Sturt University

BREED'N BONNY

www.breednbetsy.com.au

Breed'n Betsy/Bonny

Frame Set-up

Accessories bag

Fixed frame

Portable frame

Portable frame carry bag

Equine backend

Bovine backend

Multi-use simulator for both bovine and equine reproduction training

Equine pelvis

Pelvic wall for latex attachments

Bovine pelvis

www.breednbetsy.com.au

Bonny/Betsy

Stainless Steel Frame Setup





Portable Frame Setup



Portable Frame Setup











Portable Frame Setup



Portable Frame Setup

Replacing the leg pins

BREED'N BETSY
FRAME SET-UP
(OVERVIEW)

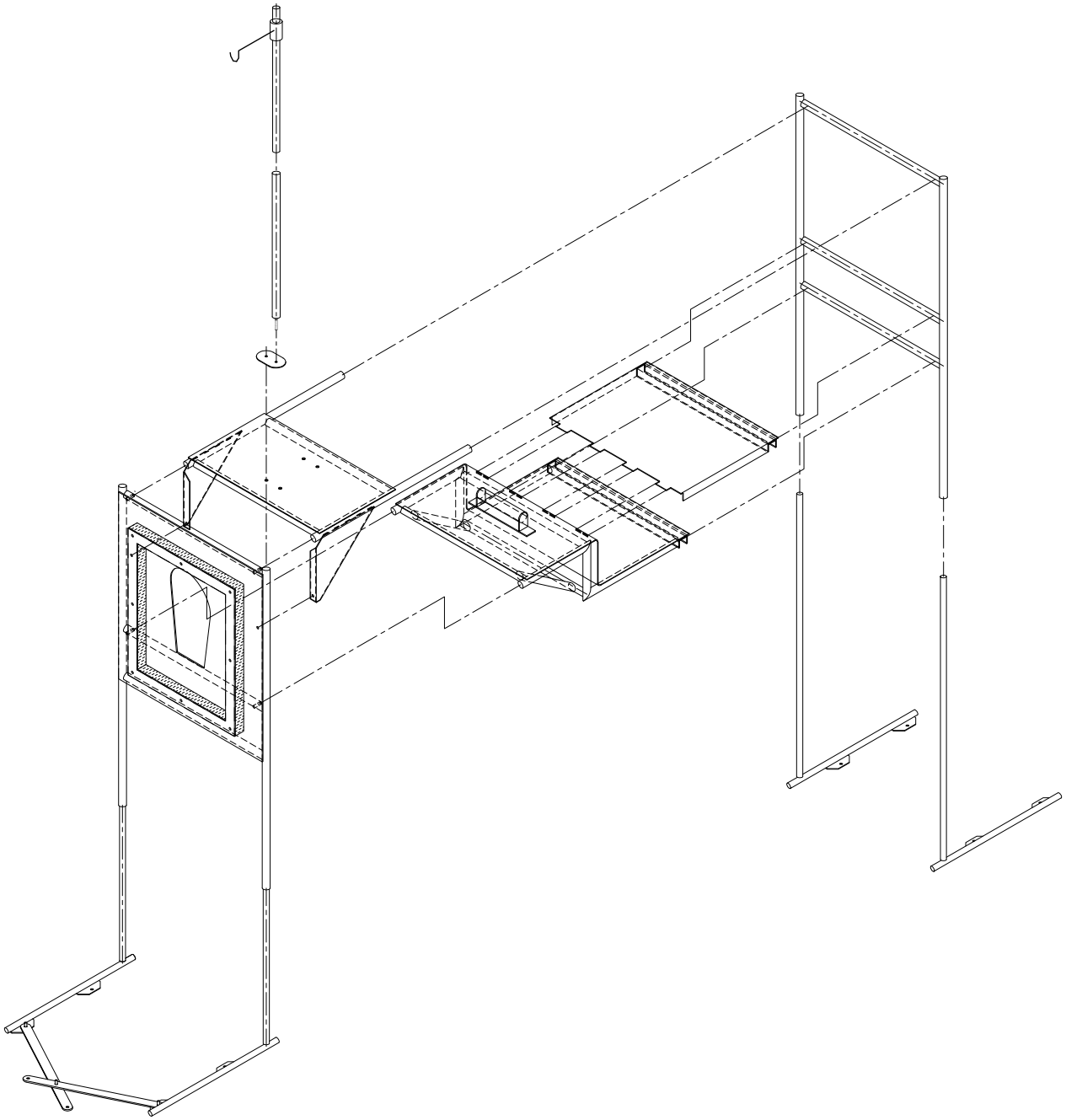

BREED'N BETSY
FRAME SET-UP

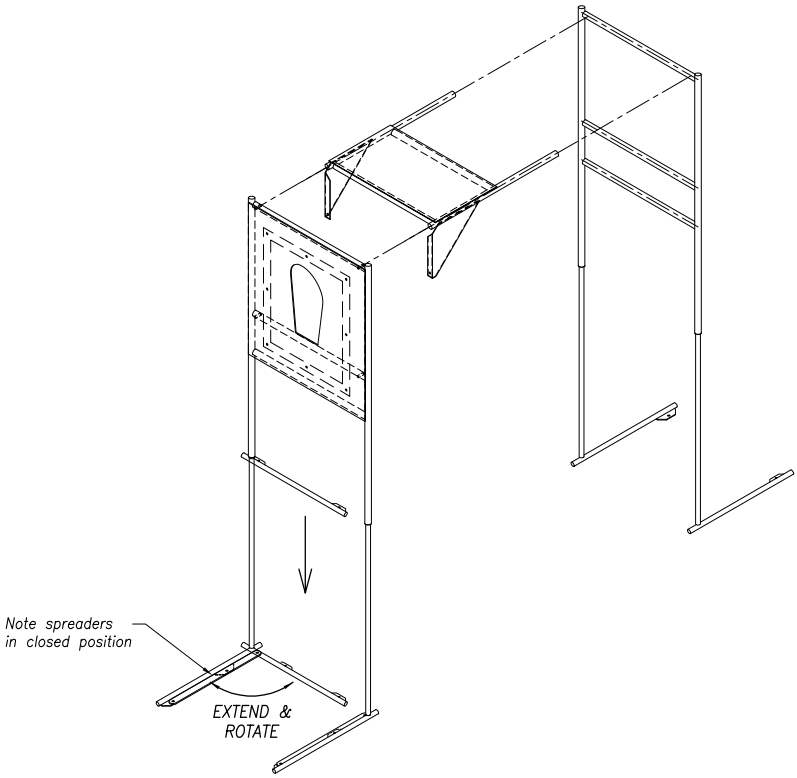

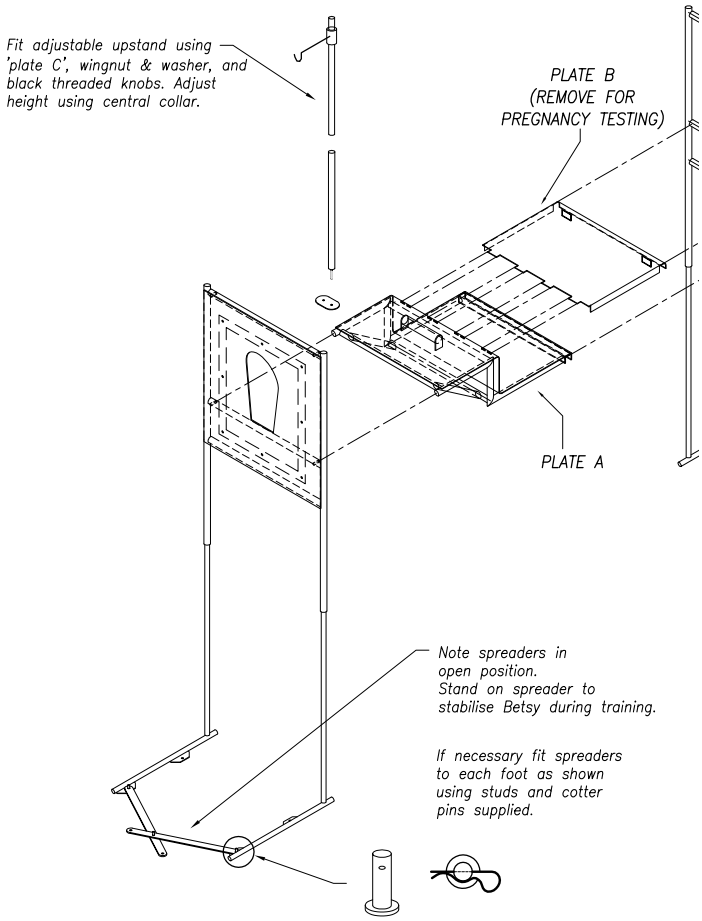

Breed'n Betsy

Bovine pelvic wall setup









Breed'n Bonny

Equine Artificial Breeding setup









Breed'n Bonny

Equine Artificial Breeding setup